

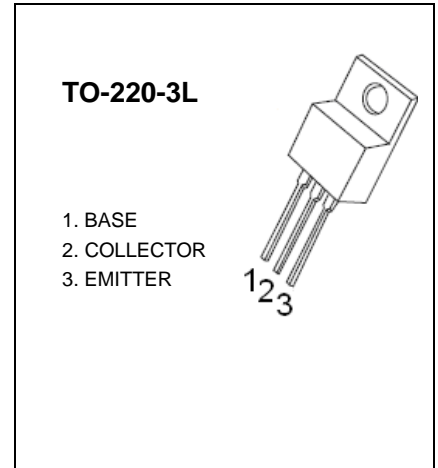


**TO-220-3L Plastic-Encapsulate Transistors**

**2SD880** TRANSISTOR (NPN)

**FEATURES**

- Low Frequency Power Amplifier
- Complement to 2SB834



**MAXIMUM RATINGS** ( $T_a=25^{\circ}\text{C}$  unless otherwise noted)

Symbol	Parameter	Value	Unit
$V_{CBO}$	Collector-Base Voltage	60	V
$V_{CEO}$	Collector-Emitter Voltage	60	V
$V_{EBO}$	Emitter-Base Voltage	7	V
$I_C$	Collector Current -Continuous	3	A
$P_C$	Collector Power Dissipation	1.5	W
$T_J, T_{stg}$	Operation Junction and Storage Temperature Range	-55-150	$^{\circ}\text{C}$

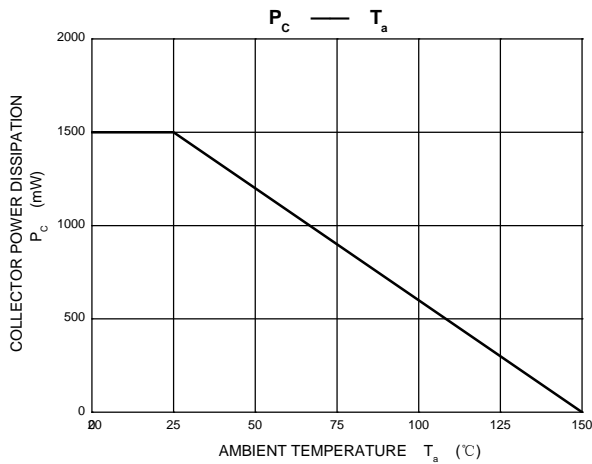
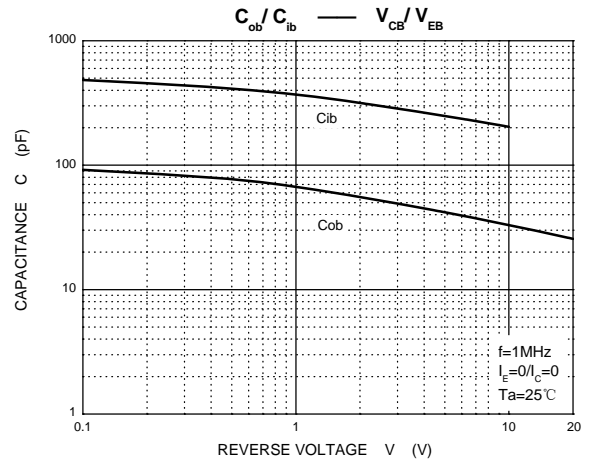
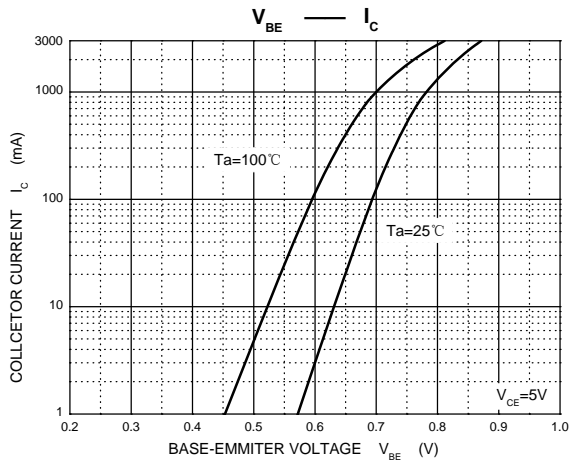
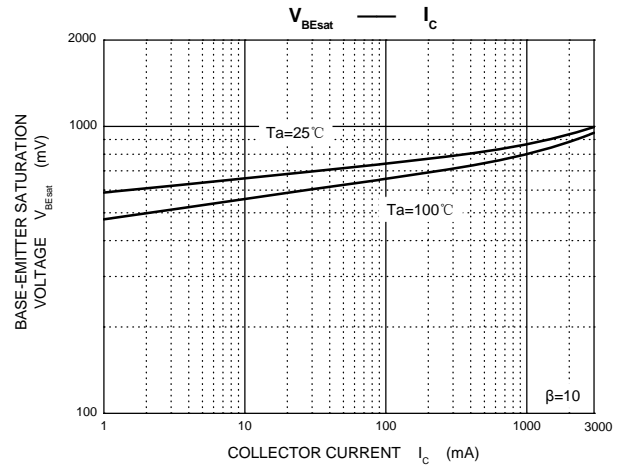
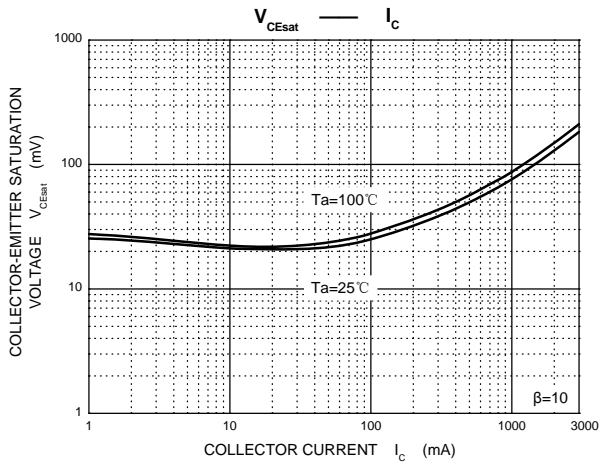
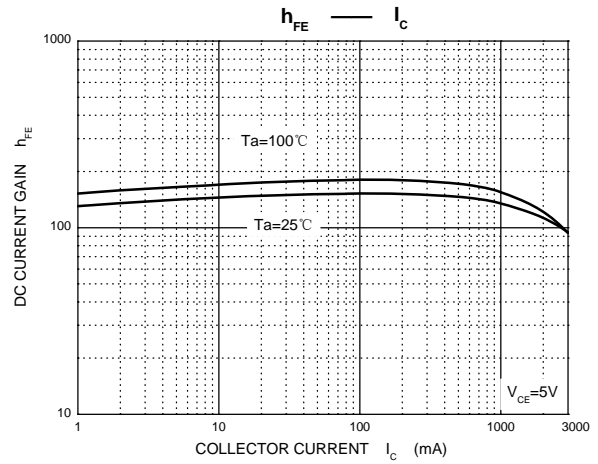
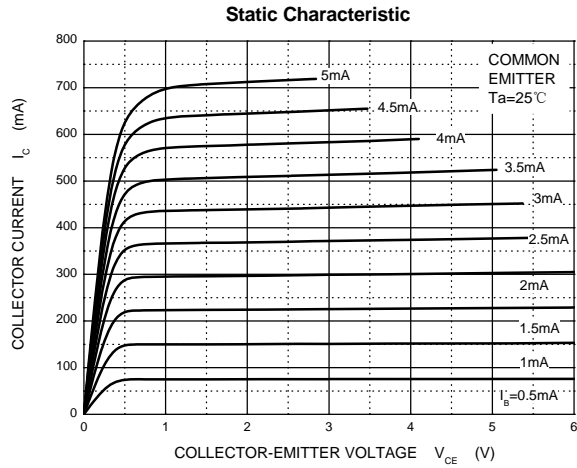
**ELECTRICAL CHARACTERISTICS** ( $T_a=25^{\circ}\text{C}$  unless otherwise specified)

Parameter	Symbol	Test conditions	Min	Typ	Max	Unit
Collector-base breakdown voltage	$V_{(BR)CBO}$	$I_C=100\mu\text{A}, I_E=0$	60			V
Collector-emitter breakdown voltage	$V_{(BR)CEO}$	$I_C=50\text{mA}, I_B=0$	60			V
Emitter-base breakdown voltage	$V_{(BR)EBO}$	$I_E=100\mu\text{A}, I_C=0$	7			V
Collector cut-off current	$I_{CBO}$	$V_{CB}=60\text{V}, I_E=0$			100	$\mu\text{A}$
Emitter cut-off current	$I_{EBO}$	$V_{EB}=7\text{V}, I_C=0$			100	$\mu\text{A}$
DC current gain	$h_{FE}$	$V_{CE}=5\text{V}, I_C=500\text{mA}$	60		300	
Collector-emitter saturation voltage	$V_{CE(sat)}$	$I_C=3\text{A}, I_B=300\text{mA}$			1	V
Base-emitter voltage	$V_{BE}$	$I_C=0.5\text{A}, V_{CE}=5\text{V}$			1	V
Transition Frequency	$f_T$	$V_{CE}=5\text{V}, I_C=500\text{mA}$		3		MHz
Collector output capacitance	$C_{ob}$	$V_{CB}=10\text{V}, I_E=0, f=1\text{MHz}$		40		pF
Turn on time	$t_{on}$	$I_{B1}=-I_{B2}=0.2\text{A}, I_C=2\text{A}$ $V_{CC}=30\text{V}, PW=20\mu\text{s}$		0.8		$\mu\text{s}$
Storage time	$t_s$			1.5		$\mu\text{s}$
Fall time	$t_f$			0.8		$\mu\text{s}$

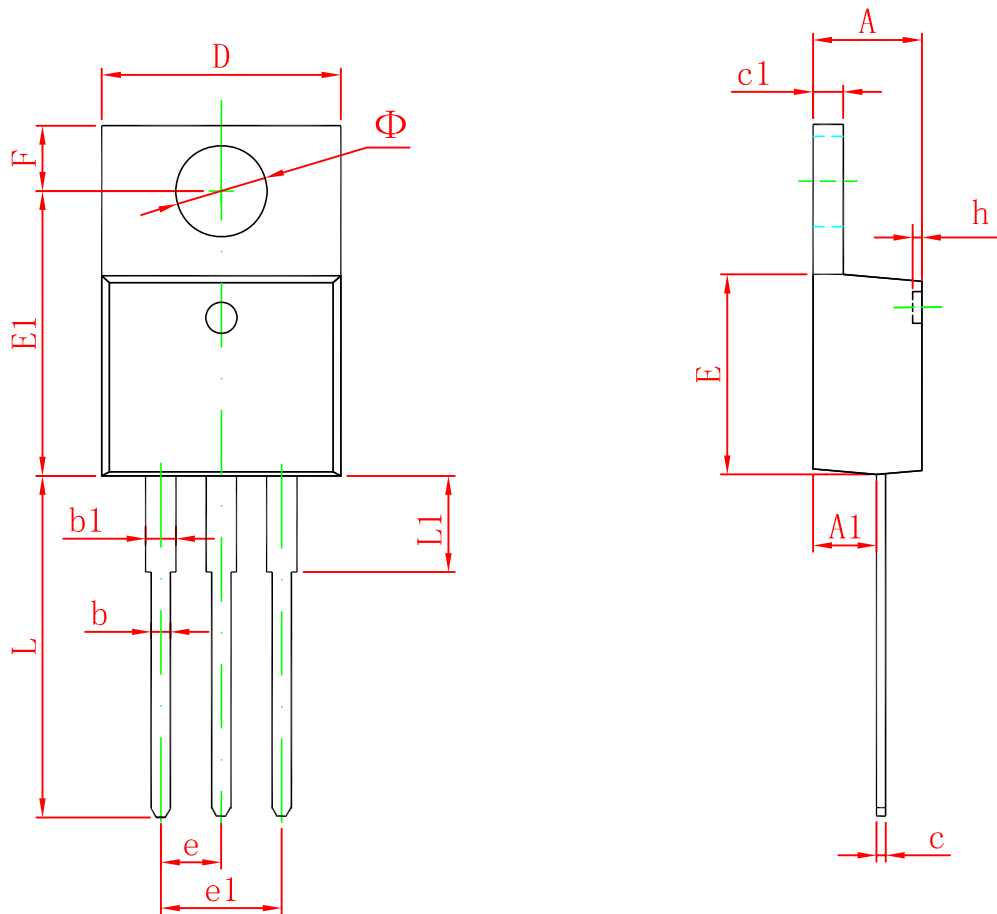
**CLASSIFICATION OF  $h_{FE}$**

Rank	O	Y	GR
Range	60-120	100-200	150-300

# Typical Characteristics



# TO-220-3L Package Outline Dimensions



Symbol	Dimensions In Millimeters		Dimensions In Inches	
	Min	Max	Min	Max
A	4.470	4.670	0.176	0.184
A1	2.520	2.820	0.099	0.111
b	0.710	0.910	0.028	0.036
b1	1.170	1.370	0.046	0.054
c	0.310	0.530	0.012	0.021
c1	1.170	1.370	0.046	0.054
D	10.010	10.310	0.394	0.406
E	8.500	8.900	0.335	0.350
E1	12.060	12.460	0.475	0.491
e	2.540 TYP		0.100 TYP	
e1	4.980	5.180	0.196	0.204
F	2.590	2.890	0.102	0.114
h	0.000	0.300	0.000	0.012
L	13.400	13.800	0.528	0.543
L1	3.560	3.960	0.140	0.156
$\Phi$	3.735	3.935	0.147	0.155